



Indice  
Index

Aurea	8
Hera	26
Specs Specifiche tecniche	36
Materials Materiali	42



AUREA  
bathroom collection







Aurea Elegant bathroom composition with vanity in Canaletto walnut characterized by geometries that enhance its dynamism and vertical momentum. The essence of the fluted panel with its chiaroscuro effects gives a distinct personality to the composition,

Aurea Elegante composizione bagno con mobile realizzato in noce canaletto caratterizzato da geometrie che ne esaltano il dinamismo e lo slancio verticale. L'essenza del pannello scanalato con i suoi effetti di





Hera suspended vanity in natural walnut with a double marble washbasin and top, featuring a bottom ambient led light.

Hera con base sospesa con luce led ambientale sotto in noce canaletto, top e vasche inclinate in marmo.





**Aurea** suspended vanity with 12mm white Corian fronts with mitered edges and a recessed terrazzo top and washbasins. Black aluminum mirror with led light

**Aurea** sospeso con anta 12mm in Corian bianco a 45 gradi, top in Terrazzo incassato con vasche in terrazzo e specchiera in alluminio nero illuminata led.





Aurea in matte white lacquer with a recessed Corian top and thermo formed oval washbasin. Sides and top have mitered edges to give the Aurea bathroom a sculptoreal minimal feeling.

Aurea in laccato bianco opaco liscio, con top in Corian incassato e vasche ovali termo formate. Gli spigoli dei pannelli e top tagliati a 45 gradi danno un senso minimale e scultoreo alla composizione.

HERA  
bathroom collection



Hera suspended matte black lacquer bathroom vanity featuring a piacentina stone top and washbasin, custom medicine cabinet with integrated lighting and solid walnut drawers.

Hera mobile bagno sospeso in laccato nero opaco liscio con specchiera attrezzata con illuminazione integrata, piano e lavabo in pietra piacentina cassetti in noce a coda di rondine.






Hera in natural oak with white Kreon tops and washbasins. Classical elegance finds expression in this suspended modern bathroom.

Hera l'eleganza classica di Canova trova espressione in questo bagno sospeso con anta in rovere naturale con piano e lavandini in Kreon bianco.



**SPECS  
SPECIFICHE TECNICHE**



## BASE CABINETS BASI

AUREA



HERA



CUBICA



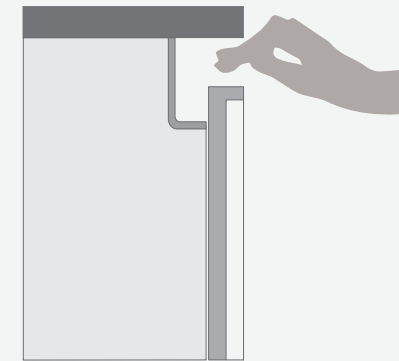
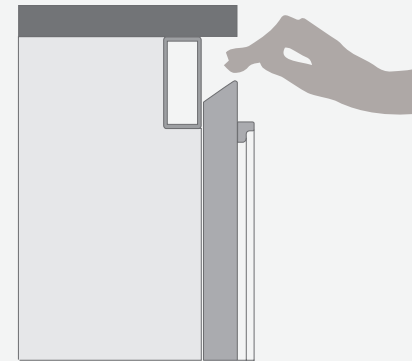
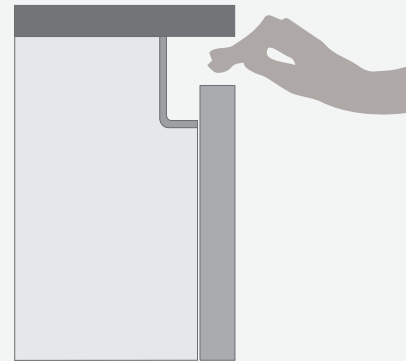
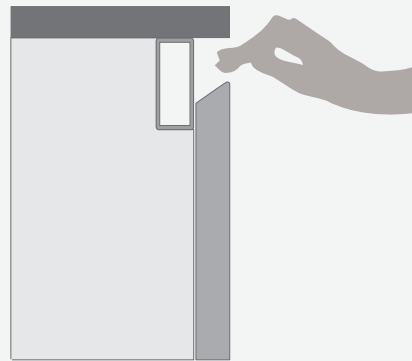
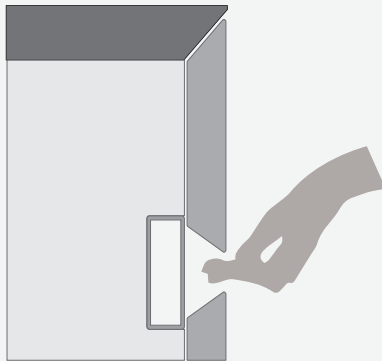
PORTOFINO



VERSILIA



Front  
Anta



Pull  
Preso

Aurea 1" - 25mm flat thick mitered door front and the possibility of a 45 degrees mitered recessed countertop.

Aurea ha la caratteristica di lavorare con anta piatta da 25mm con presa inclinata e la possibilità di avere un piano incassato a 45 gradi.

Hera 7/8" - 22mm thick flat door front with a 37 degrees mitered edge pull and a flat groove.

Hera ha la caratteristica di lavorare con anta piatta da 22mm, presa inclinata a 37 gradi e gola piatta.

Cubica 7/8" - 22mm thick flat door front with a squared edge pull and an L shaped groove.

Cubica ha la caratteristica di lavorare con anta piatta da 22mm, presa dritta e gola a L.

Portofino 7/8" - 22mm thick door front features an applied thin molding on a flat panel. 37 degrees mitered edge pull and a flat groove.

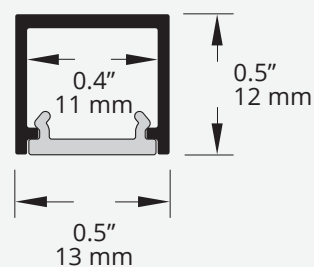
Portofino anta da 2mm con presa inclinata e una cornice applicata sull'anta piatta. Utilizza la gola piatta in tinta.

Portofino 7/8" - 22mm thick straight edge pull, a door front with a 1/2" - 10 mm mini framed edge and an L shaped groove.


Portofino ha anta con mini telaio da 10mm, spessore 22mm, presa dritta e gola a L.

## LED LIGHT SPECS SPECIFICHE LUCI LED

### Profile section Sezione canalina



### Led strip Striscia led



Warm - Caldo  
3000 Kelvin  
9.6 W/m - 3W/ft  
24Volt

White - Bianco  
4000 Kelvin  
9.6 W/m - 3W/ft  
24Volt


### Driver Trasformatore



6,75"  
172 mm



2,65"  
68 mm



1,25"  
32 mm

**DIMMABLE E-Series DRIVER**  
Class 2  
HARDWIRED by licensed electrician  
MAX load 96W  
MIN load 8W  
Dimmable with any standard MLV/CL (Triac) Forward  
Phase Dimmer Switch

## HARDWARE FERRAMENTA

### Drawers Cassetti

Closing : Soft closing mechanisms Blumotion  
Chiusura : Chiusura amortizzata Blumotion

### Blum Legrabox metal drawers Cesti Legrabox in metallo



### Canova wood drawers Cesti in legno Canova



## AUREA / HERA / CUBICA / PORTOFINO / VERSILIA


Depth : 19.3"  
Profondita' : 490 mm

Load bearing capacity : 88 lb  
Capacita' di carico : 40 kg

### Colors Colori



Black - Nero  
Dark gray - Grigio scuro  
Light gray - Grigio chiaro  
White - Bianco  
Stainless steel - Acciaio



Walnut - Noce  
Bleached oak - Rovere desaturato  
Gray oak - Rovere grigio  
Natural oak - Rovere naturale

### Blum Hinges Cerniere Blum

Closing : Soft closing mechanisms  
Chiusura : Chiusura amortizzata

Opening angle : 107 Degrees  
Angolo apertura : 107 Gradi


Black - Nero



Stainless steel - Acciaio




**MATERIALS**  
**MATERIALI**




**MATERIALS**  
**MATERIALI**

AUREA / HERA / CUBICA / PORTOFINO / VERSILIA


**Lacquer fronts**  
**Ante in laccato**



Bianco candido  
S 0300-N



Grigio 1  
S 1000-N



Grigio 2  
S 2000-N



Grigio 3  
S 3000-N



Grigio 4  
S 4000-N



Grigio 5  
S 5500-N



Grigio 6  
S 6500-N



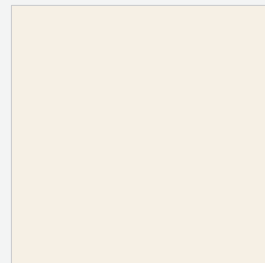
Grigio 7  
S 7500-N




Antracite  
S 8500-N



Nero  
S 9000-N




Panna  
S 0502-Y




Corda  
S 2005-Y20R



Tortora  
S 4005-Y20R



Terra d'ombra  
S 8005-Y50R



Vinaccia bruciato  
S 7020-Y90R



Ghiaccio  
S 1005-R50B



Nube  
S 3005-R80B




Dark Navy  
S 7005-R80B




Carta da Zucchero  
S 6020-R90B



Blue Royal  
S 7020-R90B



Platino  
S 1002-Y



Salvia  
S 5010-G70Y



Verde militare  
S 6010-G30Y



Seppia  
S 7010-G70Y



Verde Inglese  
S 7020-G

Custom colors available upon request  
Colori a campione su richiesta

**MATERIALS  
MATERIALI**

**Wooden fronts  
Ante in legno**

**STANDARD**



Rovere bianco



Rovere sbiancato




Rovere naturale




Rovere sabbia




Rovere cenere




Rovere tundra




Rovere terra




Rovere grigio




Rovere nero



Noce naturale



Noce naturale




Noce nero

Custom woods available upon request  
Legni a campione su richiesta


**AUREA / HERA / CUBICA / PORTOFINO / VERSILIA**

**Wooden fronts  
Ante in legno**

**PREMIUM**




Acacia termocotta



Eucalipto fumè




Eucalipto oro




Palissandro




Rovere termocotta



Olmo Naturale



Olmo Tabacco



Olmo Nero


## MATERIALS MATERIALI

AUREA / HERA / CUBICA


### Stone fronts Ante in pietra




Superwhite  
calacatta




Marmo calacatta




Marmo statuario




Invisible gray



Statuarietto




Pietra di Gre




Cardoso



Pietra gray




Marquinia




Collemandina

### Corian fronts Ante in corian



Bianco



Grigio



Piombo



Antracite



Nero

Other Corian or Stones available upon request  
Altre pietre o Corian su richiesta


### Glass fronts Ante in vetro



Bianco



Titanio




Antracite




Nero

Other glass finishes upon request  
Altre finiture di vetro su richiesta


### Stainless steel fronts Ante in Acciaio



Scotch bright



Anticato




Brown

Other metal finishes upon request  
Altre finiture meetalliche su richiesta


**MATERIALS  
MATERIALI**

AUREA / HERA / CUBICA / PORTOFINO / VERSILIA

**Interior melamines  
Melamine interne**



Lacquer  
Laccato



Veneer  
Legno

Interiors match the exterior of the cabinet  
Gli interni sono come l'esterno del prodotto

**Visual Design**

Attilio Zardini  
Stefano Venier

**Photography**

Federica Carlet  
Stefano Venier

16-17-19  
20-21-23-38

**Interior Designer**

Gabellini Sheppard  
Alan Lindenfeld  
Richar Meier & Partners

16-17-18  
6-7-8-9  
20-21-23-38

CANOVA | Made in Italy Custom Kitchens and Bathrooms

88 Prince Street, Suite 4C  
New York, NY  
10012

tel. 1 212 352 3582

info@canova.com